

Women 2016

Meet Results

Jan 9-10, 2016





Page: 1

Printed: 1/10/2016 10:13 PM

Women / XS / 11 yr olds

Session: 8G3

Judge's Signatures

Rank	Num	Name	Gym					AA
1	1333	Jessica Villmer	SLGC	9.000 1	8.950 6T	9.650 2	9.150 2	36.750 1
2	1357	Kate Barbour	World Class	8.350 5T	8.825 9	9.675 1	9.400 1	36.250 2
3	1325	Alexandra Gunn	SLGC	8.650 4	9.050 3	9.600 3	8.575 4T	35.875 3
4	1291	Lily Nickodym	Flip Side	8.950 2	8.900 8	9.450 4	8.400 7	35.700 4
5	1327	Jillian Gross	SLGC	8.350 6T	9.125 2	9.350 7T	8.150 12T	34.975 5
6	1286	Isabelle Wood	All American	8.300 7	9.000 4T	8.900 12T	8.575 5T	34.775 6
7	1328	Molly Lampitt	SLGC	8.000 11T	9.225 1	9.375 6	8.150 13T	34.750 7
8	1289	Paige Guenther	Flip Side	8.250 8T	8.775 10	9.400 5	8.300 9T	34.725 8
9	1293	Sophia Wuest	Flip Side	7.650 14	8.950 7T	9.275 9	8.700 3	34.575 9
10	1361	Malaia Shores	World Class	8.000 12T	8.650 12T	9.350 8T	8.550 6	34.550 10
11	1288	Jillian Burnham	Flip Side	8.750 3	8.625 14	8.900 13T	8.000 15	34.275 11
12	1337	Abby Barger	Team Central	8.100 10	8.700 11	9.100 10	8.050 14	33.950 12
13	1276	Kate Hale	All American	7.850 13	8.425 15	9.050 11	8.375 8	33.700 13
14	1317	Mia Kessler	Oly Mid Rivers	8.250 9T	8.650 13T	8.450 15	8.250 11	33.600 14
15	1356	Lydia Conder	Ultimate	7.050 15	9.000 5T	8.875 14	8.300 10T	33.225 15