







# Men 2016

## Team Results

Jan 9-10, 2016

Page: 1  
Printed: 1/10/2016 7:35:56 AM

Men / 8 / All Ages  
Session: 3G2

Rank	Gym	Team	Score						
1	Interactive	*	212.700	38.200 2T	34.200 3	34.500 2	35.400 2	35.600 6	34.800 2
2	Triad	*	212.600	38.200 3T	34.400 2	34.200 4	35.000 3T	36.600 2	34.200 3
3	Prairie	*	212.000	38.300 1	35.900 1	34.400 3	34.700 7	35.700 4T	33.000 6
4	Sportsplex	*	209.500	37.500 4	31.600 6	32.300 8	35.900 1	36.800 1	35.400 1
5	St. Charles	*	209.200	37.000 6	33.300 5	35.100 1	35.000 4T	35.700 5T	33.100 5
6	SLGC	*	207.500	36.300 7T	33.900 4	34.100 5	34.800 6	35.800 3	32.600 7
7	Emerald City	*	200.600	37.200 5	29.100 7	32.500 7	35.000 5T	33.200 8	33.600 4
8	Mercury	*	196.500	34.500 9	28.700 8	33.800 6	34.200 8	33.800 7	31.500 8
9	Champaign	*	162.700	36.300 8T	22.400 9T	31.100 9	33.600 9	20.800 11	18.500 11