







Rank	Num	Name	Gym							AA
1	426	Tucker Walters	Jonesboro	10.100	9.500	10.500	9.000	9.700	10.400	59.200
				1	2	1	5T	1	2	1
2	279	Max Gonder	Springfield	9.100	9.000	9.700	9.100	9.400	10.300	56.600
				6T	4T	6T	4	4T	3T	2
3	112	Landen Woehler	ACROS	9.800	8.000	9.800	8.900	9.500	10.300	56.300
				2	11	4T	8	2T	4T	3
4	106	Chaz Burkett	ACROS	9.700	9.300	10.000	7.900	9.400	9.600	55.900
				3	3	3	12T	5T	10T	4
5	136	Harrison Hobbs	Champions AR	8.400	9.000	9.700	9.200	9.500	10.000	55.800
				11	5T	7T	3	3T	6	5
6	172	Joel Estal	Dynamics	9.400	8.400	10.100	8.400	9.200	10.100	55.600
				5	10	2	11	7T	5	6
7	108	Isaac Douglas	ACROS	9.000	8.800	9.400	9.300	9.000	9.700	55.200
				8	7T	9	2	9	8T	7
8	427	Grayson Harkey	Jonesboro	9.100	9.600	8.700	9.400	8.400	9.600	54.800
				7T	1	11	1	12T	11T	8
9	142	Jackson Webb	Champions AR	8.500	8.600	9.800	7.900	9.400	10.500	54.700
				10	9	5T	13T	6T	1	9
10	414	Braden Wilson	Jonesboro	9.500	7.900	9.700	8.700	8.700	9.200	53.700
				4	12	8T	9T	11	12	10
11	109	Phillip Gildersleeve	ACROS	8.200	8.900	8.900	8.700	9.200	9.700	53.600
				12	6	10	10T	8T	9T	11
12	273	Alexander Green	SEGA	7.800	8.800	8.600	9.000	8.400	9.800	52.400
				13	8T	12	6T	13T	7	12
13	269	Roman Pennel	SEGA	8.900	7.400	7.700	9.000	8.800	8.900	50.700
				9	13	13	7T	10	13	13